



Slat Base Bedding System & Storage System

A Guide For Your Bed Mounting Projects



HEAD OFFICE

1855 Hymus T: 514.685.2707
Montréal, QC T: 800.363.4979
H9P 1J8 F: 514.685.5920

Slat Bases



- > This high-tech system combines ergonomics with the natural strengths and flexibility of wood.
- > Slatted 5-ply poplar plywood base secured within a sturdy steel frame.

- > Ideal number of curved slats positioned within the entire base for ultimate comfort.
- > Corner brackets give the option to use decorative legs with hanger bolts.



* KD version (with 12" legs included) shown.

Storage System

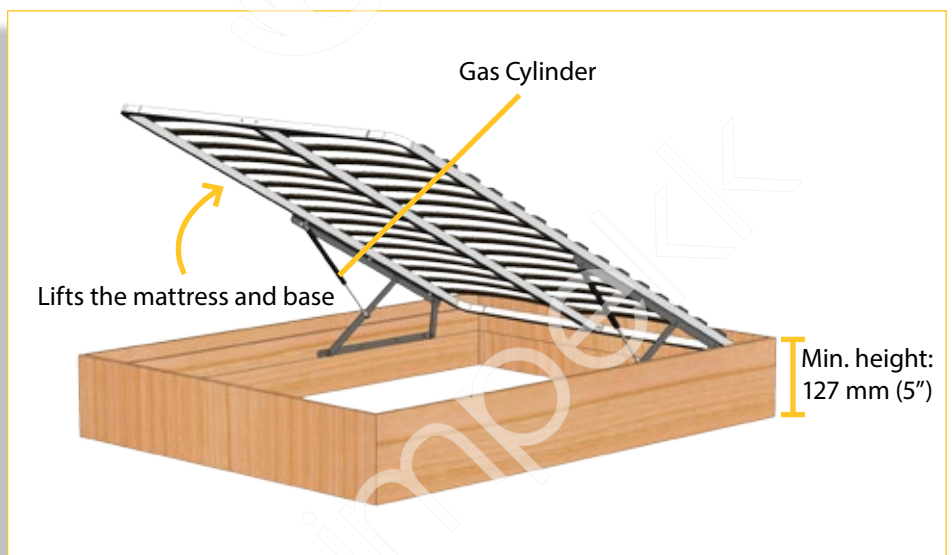


* End opening option shown.

Transform wasted area into storage space!
Great for apartment, dormroom and condo living.

Perfect storage for:
Clothing
School Supplies
Sporting Equipment & More!

- Heavy-duty black powder coated steel brackets with lift-up hydraulic pistons.
- Easy installation.
- Can also be installed on a plywood base.



Slat Bases Technical Information



Standard





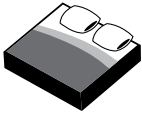

Ready to Assemble (KD)



Foldable (F)










Corner Bracket

Type	Model	QTY*	Slat base description	Frame size	Mattress size
Single 	FSLAT39/KD	1	Ready-to-Assemble Base	984 x 1892mm (38 3/4 x 74 1/2")	961 x 1905mm (39 x 75")
Double 	FSLAT54	1	Standard Base	1359 x 1892mm (53 1/2 x 74 1/2")	1372 x 1905mm (54 x 75")
	FSLAT54/KD	1	Ready-to-Assemble Base	1359 x 1892mm (53 1/2 x 74 1/2")	1372 x 1905mm (54 x 75")
Queen 	FSLAT60	1	Standard Base	1511 x 2019mm (59 1/2 x 79 1/2")	1524 x 2032mm (60 x 80")
	FSLAT60/KD	1	Ready-to-Assemble Base	1511 x 2019mm (59 1/2 x 79 1/2")	1524 x 2032mm (60 x 80")
King 	FSLAT80	2	Half King Standard Base	978 x 2019mm (38 1/2 x 79 1/2")	1980 x 2032mm (78x 80")
	FSLAT80F	1	Folding Base	1980 x 2019mm (78 1/4 x 79 1/2")	1980 x 2032mm (78x 80")
	FSLAT80/KD	2	Half King Ready-to-Assemble Base	978 X 2019 mm (38 1/2 x 79 1/2")	1980 x 2032mm (78 x 80")
Hardware	FSLAT/CRNSUP	4	Corner Bracket	N/A	N/A

* Quantity required to make one bed.

Storage System Technical Information

Model	QTY*	Bed Size	Opening	Strength	Load Rating	
					Dynamic	Static
FKANG30KG	1 kit	Single	 Side Opening	30kg (66lbs)	63kg (138lbs)	147kg (325lbs)
FKANG40KG	1 kit	Double	 Side Opening	40kg (88lbs)	75kg (165lbs)	163kg (360lbs)
FKANG40KG/LG	1 kit	Double	 End Opening	40kg (88lbs)	75kg (165lbs)	163kg (360lbs)
FKANG70KG	1 kit	Queen	 Side Opening	70kg (154lbs)	95kg (210lbs)	250kg (550lbs)
FKANG70KG/LG	1 kit	Queen	 End Opening	70kg (154lbs)	95kg (210lbs)	250kg (550lbs)
FKANG105KG	1 kit	King	 Side Opening	105kg (231lbs)	105kg (231lbs)	295kg (650lbs)
FKANG105KG/LG	1 kit	King	 End Opening	105kg (231lbs)	105kg (231lbs)	295kg (650lbs)

* Quantity required to make one bed.